

Scaled data based on original data using
LM-79-08 Approved Method: Electrical and Photometric Measurements of Solid-
State Lighting Products

Test Report Prepared for
Cooper Lighting Solutions
(formerly Eaton)

Brand: McGRAW-EDISON

Report Number: P200034

Luminaire Tested: **GWC-AF-02-LED-E1-T3-7030-1200**

Issue Date: 3/3/2020

Test Information

Test Method: LM-79-08
Report Number: P200034
TEST IS SCALED FROM IESNA LM-79-08 TEST DATA (P24140)
Test Lab: INNOVATION CENTER P2
Issue Date: 3/3/2020
Manufacturer: COOPER LIGHTING SOLUTIONS (FORMERLY EATON)
Product Line: MCGRAW-EDISON
Catalog Number: GWC-AF-02-LED-E1-T3-7030-1200
Description: GALLEON WALL LUMINAIRE
(2) 70 CRI, 3000K, 1200mA LIGHTSQUARES WITH 16 LEDS EACH AND TYPE III OPTICS
Light Source: -
Ballast/Driver: ELECTRONIC DRIVER

Summary

Lumens per Lamp: N/A
Luminaire Lumens: 13182.1 lumens
Efficiency: N/A
Efficacy: 102.2 lumens/watt
Luminous Opening: Rectangular (W 1' x L: 0.5' x H: 0')
IES Classification: Type III - Short - Full Cutoff
BUG Rating: B2 - U0 - G2

Input Watts (W): 129
Input Voltage (V): NR
Input Current (Ain): NR
Voltage Rise (V): NR
Power Factor: NR
Total Harmonic Distortion (THDi): NR
Frequency (hertz): 60
Stabilization Time: NR
Operation Time: NR
Ambient Temperature (°C): NR
Test Distance: 25 FT

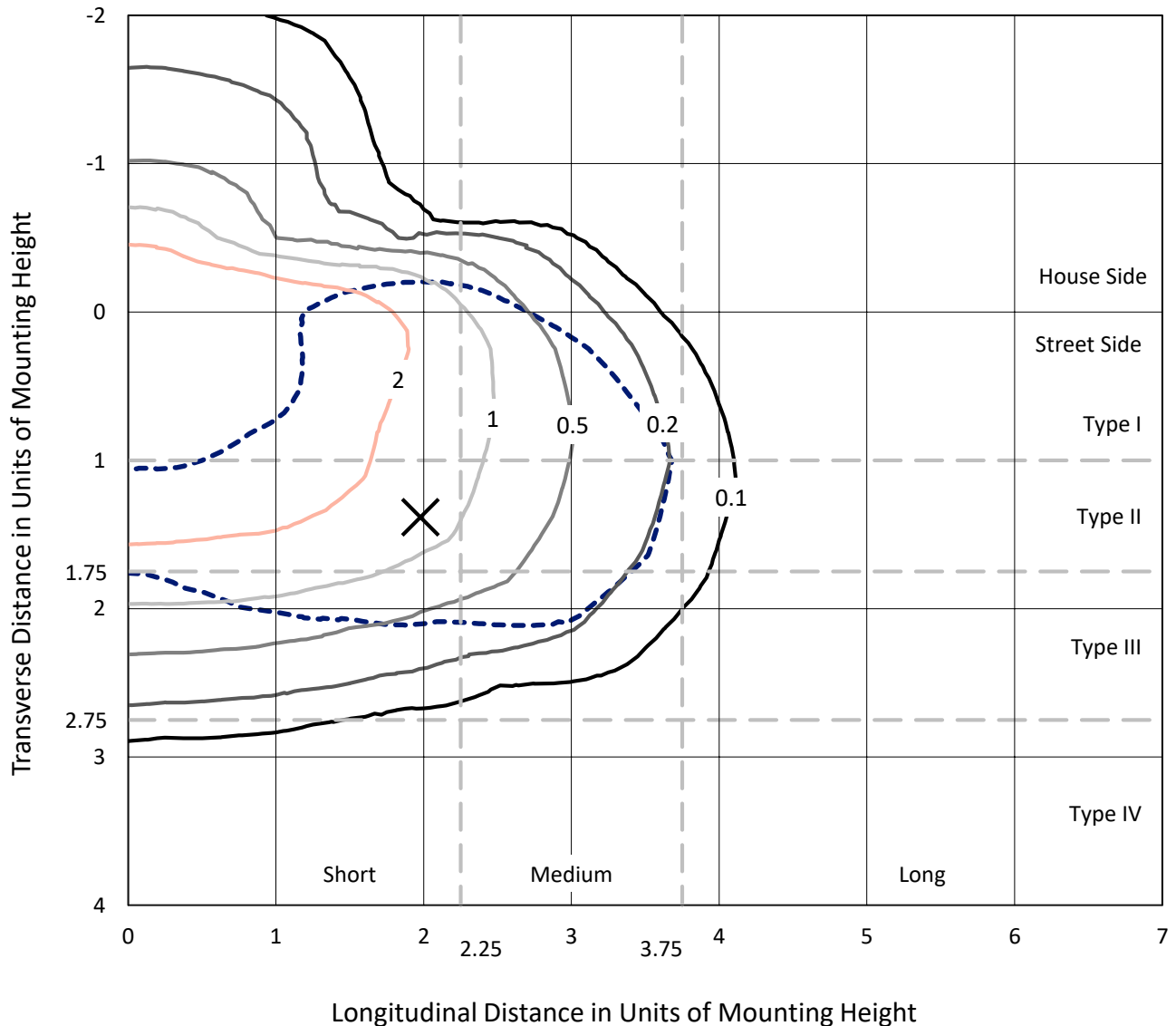


REPORT NUMBER: P200034

CATALOG NUMBER: GWC-AF-02-LED-E1-T3-7030-1200

Iso-Footcandle Lines of Horizontal Illumination

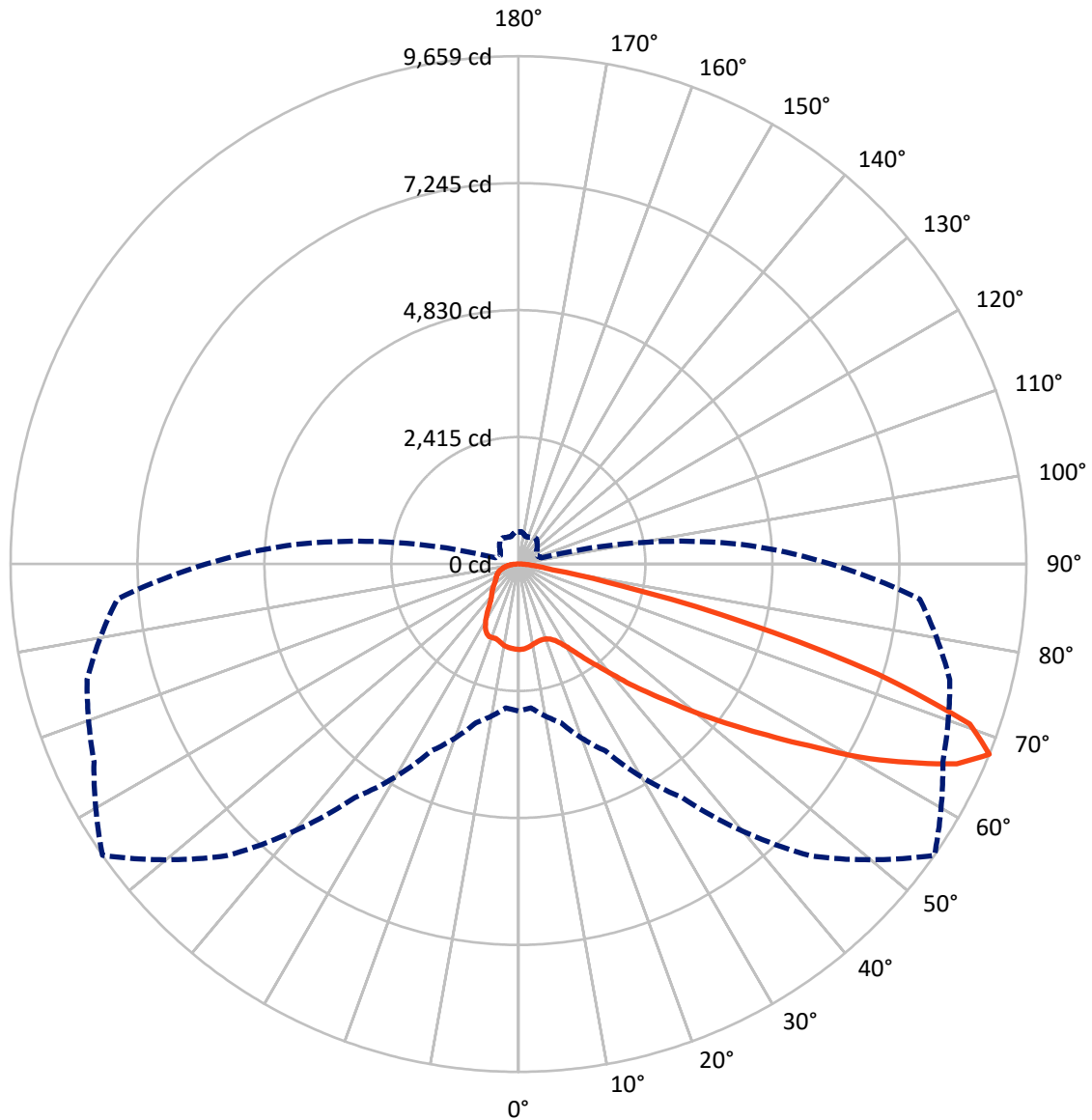
× Max cd
 - - - 1/2 Max cd



Based on 20 foot mounting height. Maximum calculated value = 4.2 fc
 Type III - Short - Full Cutoff

REPORT NUMBER: P200034
CATALOG NUMBER: GWC-AF-02-LED-E1-T3-7030-1200

Luminous Intensity Polar Plot



— Vertical Plane Through 55-Deg Lateral - - - Horizontal Cone Through 67.5-Deg Vertical

REPORT NUMBER: P200034

CATALOG NUMBER: GWC-AF-02-LED-E1-T3-7030-1200

FLUX DISTRIBUTION:

		Downward	Upward	Total
House Side	Lumens	2847.6	0.0	2847.6
	% Fixture	21.6	0.0	21.6
Street Side	Lumens	10334.5	0.0	10334.5
	% Fixture	78.4	0.0	78.4
Total	Lumens	13182.1	0.0	13182.1
	% Fixture	100.0	0.0	100.0

Coefficient of Utilization

ZONAL LUMENS:

Zone	Lumens	% Fixture
0°-10°	151.7	1.2
10°-20°	429.7	3.3
20°-30°	719.8	5.5
30°-40°	1183.7	9.0
40°-50°	1992.5	15.1
50°-60°	3136.0	23.8
60°-70°	3742.5	28.4
70°-80°	1607.1	12.2
80°-90°	219.1	1.7
90°-100°	0.0	0.0
100°-110°	0.0	0.0
110°-120°	0.0	0.0
120°-130°	0.0	0.0
130°-140°	0.0	0.0
140°-150°	0.0	0.0
150°-160°	0.0	0.0
160°-170°	0.0	0.0
170°-180°	0.0	0.0
0°-90°	13182.1	100.0
0°-180°	13182.1	100.0



REPORT NUMBER: P200034

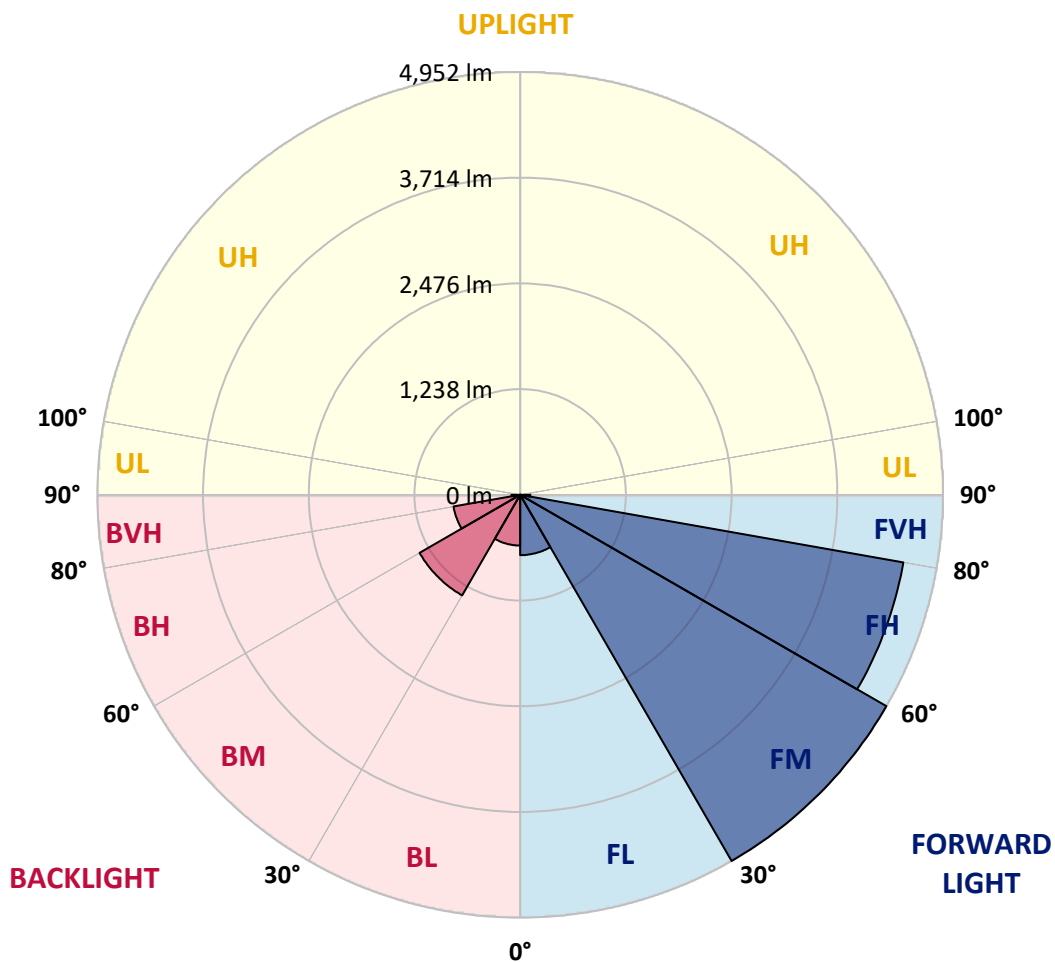
CATALOG NUMBER: GWC-AF-02-LED-E1-T3-7030-1200

LUMINAIRE CLASSIFICATION SYSTEM LUMEN TABLE AND BUG RATING:

Zone		Lumens	% Fixture	Zone Rating/Lumen Limit		
				B	U	G
FL	(0°-30°)	706.6	5.4			
FM	(30°-60°)	4952.2	37.6			
FH	(60°-80°)	4557.1	34.6			G2/5000
FVH	(80°-90°)	118.6	0.9			G2/225
BL	(0°-30°)	594.6	4.5	B2/1000		
BM	(30°-60°)	1360.0	10.3	B2/2500		
BH	(60°-80°)	792.5	6.0	B2/1000		G2/1000
BVH	(80°-90°)	100.5	0.8			G2/225
UL	(90°-100°)	0.0	0.0		U0/0	
UH	(100°-180°)	0.0	0.0		U0/0	

BUG Rating: B2-U0-G2

Type III Short





REPORT NUMBER: P200034

CATALOG NUMBER: GWC-AF-02-LED-E1-T3-7030-1200

CANDELA DISTRIBUTION (FULL):

	0°	5°	15°	25°	35°	45°	55°	65°	75°	85°	90°
0°	1625.4	1625.4	1625.4	1625.4	1625.4	1625.4	1625.4	1625.4	1625.4	1625.4	1625.4
2.5°	1611.5	1612.1	1613.4	1618.4	1622.9	1621.6	1622.3	1619.8	1619.1	1615.3	1619.1
5°	1591.2	1593.0	1593.6	1602.0	1606.9	1608.3	1606.4	1603.3	1599.4	1595.6	1597.5
7.5°	1544.6	1549.8	1550.4	1561.9	1570.0	1581.0	1581.5	1582.2	1580.3	1577.7	1581.5
10°	1515.3	1516.6	1516.0	1524.2	1530.6	1542.7	1549.8	1561.9	1566.9	1568.2	1570.7
12.5°	1513.5	1512.1	1510.3	1510.3	1508.4	1513.5	1526.2	1543.4	1555.5	1559.2	1562.5
15°	1533.8	1533.1	1526.8	1517.3	1505.1	1501.3	1512.1	1531.3	1547.2	1555.5	1558.7
17.5°	1579.7	1575.8	1565.6	1544.1	1517.9	1507.7	1509.0	1524.9	1543.4	1554.2	1557.4
20°	1663.7	1663.7	1642.0	1601.3	1554.9	1530.6	1519.1	1528.7	1546.6	1561.2	1565.6
22.5°	1808.9	1810.1	1773.9	1706.9	1628.7	1577.1	1548.4	1546.6	1567.6	1584.1	1589.1
25°	2014.5	2009.4	1958.5	1863.0	1743.9	1658.5	1609.0	1597.5	1615.3	1633.8	1640.1
27.5°	2253.9	2235.5	2175.1	2059.7	1905.7	1780.8	1704.5	1686.0	1703.2	1724.2	1730.5
30°	2490.8	2471.7	2399.8	2273.6	2102.3	1944.5	1835.0	1805.1	1829.2	1859.1	1863.0
32.5°	2727.6	2727.6	2647.5	2500.3	2313.8	2140.0	2008.8	1973.1	2013.2	2049.6	2057.8
35°	3010.9	3012.3	2934.6	2757.6	2557.0	2373.0	2228.5	2202.3	2262.9	2288.3	2308.0
37.5°	3359.2	3366.3	3266.3	3052.3	2832.6	2639.1	2467.2	2431.6	2492.1	2561.5	2625.2
40°	3735.6	3744.5	3634.3	3370.6	3151.0	2948.6	2762.6	2698.3	2798.9	2931.4	3013.5
42.5°	4094.6	4140.5	4034.2	3762.9	3526.7	3317.2	3128.7	3035.1	3161.2	3361.2	3432.5
45°	4613.6	4646.7	4461.4	4215.7	3993.4	3759.1	3509.5	3410.8	3587.2	3839.3	3854.0
47.5°	4959.3	4934.4	4840.1	4687.4	4546.8	4327.6	3952.0	3843.7	4078.1	4374.7	4292.7
50°	5143.3	5150.9	5138.1	5147.1	5152.2	5014.7	4494.5	4346.2	4625.6	4984.1	4795.0
52.5°	5315.1	5264.2	5306.2	5515.1	5767.2	5716.3	5084.7	4930.0	5212.6	5660.2	5326.1
55°	5311.4	5233.7	5370.5	5739.3	6286.1	6344.6	5747.5	5569.3	5833.5	6385.4	5888.8
57.5°	5123.5	5127.3	5338.1	5820.7	6647.8	6935.6	6516.7	6249.2	6491.8	7120.2	6402.7
60°	4865.0	4900.1	5203.8	5807.3	6937.5	7420.2	7460.2	6982.1	7136.9	7788.1	6828.0
62.5°	4448.1	4485.0	4903.9	5668.6	6893.6	7886.9	8313.4	7813.5	7811.1	8193.2	6952.8
65°	3790.3	3779.5	4219.4	5149.6	6525.0	8231.9	9160.9	8532.5	8319.1	8199.5	6702.0
67.5°	2795.1	2746.8	3124.3	3922.1	5423.4	7845.5	9659.4	8906.9	8492.2	7660.1	5935.3
70°	1450.4	1402.1	1707.6	2290.2	3566.8	6123.2	9107.5	8713.3	8109.7	6421.1	4649.8
72.5°	620.1	611.9	736.1	1004.7	1725.4	3531.8	7141.3	7541.7	6958.5	4784.1	3196.9
75°	417.1	414.5	461.0	547.6	776.2	1433.3	4469.0	5353.3	5091.1	2966.4	1798.1
77.5°	327.2	324.1	351.5	393.5	503.0	565.4	1983.3	2874.1	2660.1	1291.2	787.0
80°	256.0	253.4	270.6	293.5	361.6	356.5	652.6	1143.5	885.0	494.7	382.6
82.5°	201.8	201.8	215.9	216.5	256.5	243.2	340.7	503.6	441.9	288.5	234.3
85°	184.6	184.6	199.3	161.7	167.5	153.4	211.4	298.6	280.1	118.4	101.8
87.5°	93.0	90.3	167.5	143.2	91.0	81.5	103.1	144.5	155.3	65.5	51.0
90°	0.0	0.0	0.0	0.0	0.0	0.0	0.0	0.0	0.0	0.0	0.0



REPORT NUMBER: P200034

CATALOG NUMBER: GWC-AF-02-LED-E1-T3-7030-1200

CANDELA DISTRIBUTION (continued):

	95°	105°	115°	125°	135°	145°	155°	165°	175°	180°
0°	1625.4	1625.4	1625.4	1625.4	1625.4	1625.4	1625.4	1625.4	1625.4	1625.4
2.5°	1617.9	1617.2	1618.4	1619.1	1624.2	1631.2	1634.4	1638.9	1641.4	1640.1
5°	1598.8	1600.0	1605.1	1609.0	1617.9	1629.3	1635.7	1640.7	1645.2	1643.4
7.5°	1582.8	1586.0	1593.6	1596.9	1602.0	1605.1	1604.5	1606.4	1610.3	1605.8
10°	1573.9	1577.7	1583.5	1579.1	1566.9	1549.8	1533.8	1525.6	1528.1	1524.9
12.5°	1565.0	1570.0	1565.6	1544.6	1510.9	1488.6	1476.5	1477.7	1483.5	1484.9
15°	1559.9	1561.9	1542.7	1503.3	1468.9	1465.7	1472.0	1470.7	1471.4	1471.4
17.5°	1559.9	1554.9	1519.1	1479.7	1465.0	1459.3	1439.6	1414.8	1404.0	1400.1
20°	1568.2	1554.9	1511.5	1485.4	1453.5	1404.5	1352.3	1306.5	1286.1	1280.4
22.5°	1593.0	1570.0	1533.1	1488.0	1397.5	1315.4	1232.7	1178.0	1141.0	1134.6
25°	1643.4	1617.9	1575.8	1454.2	1308.4	1191.3	1097.1	1035.9	998.9	993.9
27.5°	1731.2	1714.6	1598.8	1379.7	1190.0	1064.5	977.4	930.3	902.8	901.0
30°	1863.6	1855.3	1587.3	1269.6	1044.2	941.7	899.6	872.3	851.9	851.2
32.5°	2075.1	2008.1	1549.8	1135.2	911.1	854.4	837.3	820.7	804.8	804.8
35°	2346.9	2131.6	1478.4	991.3	830.3	806.2	784.4	758.3	737.3	736.1
37.5°	2666.5	2208.1	1350.5	875.5	792.0	773.5	741.8	702.9	666.1	659.6
40°	2989.4	2231.0	1170.2	804.1	767.9	741.1	702.3	656.4	620.8	618.9
42.5°	3285.4	2187.1	979.3	755.1	743.6	708.0	667.2	626.5	598.5	597.8
45°	3533.7	2073.0	818.8	708.6	718.2	678.1	641.8	608.7	587.0	582.6
47.5°	3767.4	1912.0	706.2	659.6	692.7	661.6	631.0	599.8	578.7	575.6
50°	4038.6	1738.2	627.1	611.9	670.5	655.8	639.9	607.4	572.4	568.5
52.5°	4367.1	1588.0	565.4	569.9	653.3	663.4	662.7	629.2	567.9	562.8
55°	4733.8	1421.1	518.9	535.5	646.3	677.4	668.5	649.4	571.8	564.1
57.5°	5094.9	1226.3	486.4	509.3	636.1	676.2	641.2	613.8	580.7	569.9
60°	5365.5	964.6	461.6	486.4	613.8	655.1	611.2	574.9	578.7	570.5
62.5°	5383.3	745.5	431.7	466.7	580.0	634.1	591.5	557.8	587.0	579.4
65°	5066.9	563.4	403.0	443.1	543.8	620.8	572.4	548.2	604.2	595.9
67.5°	4265.9	453.3	378.8	418.9	507.4	592.7	555.2	539.3	619.5	604.9
70°	3079.7	386.4	355.3	389.6	474.9	560.9	540.0	523.4	578.1	555.2
72.5°	1896.0	334.9	328.6	350.8	450.1	527.8	517.1	493.5	520.8	502.4
75°	946.7	290.3	298.6	312.6	415.0	490.2	478.8	455.3	459.1	455.3
77.5°	453.3	248.3	263.7	274.5	370.0	447.6	435.5	411.4	406.9	407.5
80°	287.2	207.6	222.3	229.9	330.4	397.9	385.8	361.6	412.6	382.6
82.5°	179.5	168.7	172.5	186.5	287.8	346.4	330.4	308.7	371.8	294.1
85°	99.3	117.8	122.9	134.9	221.6	289.6	273.8	246.4	220.9	217.1
87.5°	59.2	70.0	72.0	80.9	149.0	209.4	185.3	175.7	145.8	145.2
90°	0.0	0.0	0.0	0.0	0.0	0.0	0.0	0.0	0.0	0.0

(END OF REPORT)